

WWM Medium Risk Blend

Monthly Factsheet

As of 31/12/2024



Investment Strategy

The W Wealth Blends are a range of risk-graded portfolios built for our Advisers and, ultimately Clients. Strategies range from Low Risk to High Risk with a medium to long term investment horizon of 3-5+ years.

In this blend we are utilising an Active investment strategy as this has been deemed to be the most suitable for your requirements. We regularly analyse the associated level of risk within your blend of funds, to ensure ongoing suitability.

AMC: 0.40%

Underlying Funds OCF: 0.37%

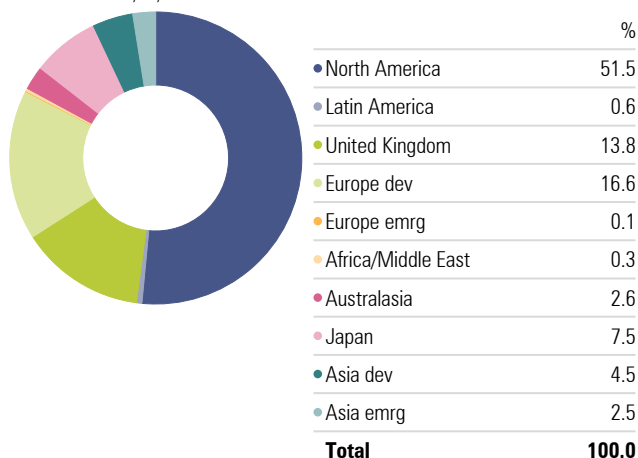
Total Cost: 0.77%

Fund Managers

Sentinel Portfolio Management was launched in 2020, with the aim of taking investment management back to basics, challenging the current investment management marketplace on both thinking and cost. With a team that can trace its roots back to the 1990s, our philosophy has been shaped by our experience, believing that it is risk that drives returns, rather than relying on traditional Asset Allocation methodology. Our Asset Allocation is therefore best described as 'fluid', preferring to manage our portfolios by volatility, generating low-cost goal-based outcomes.

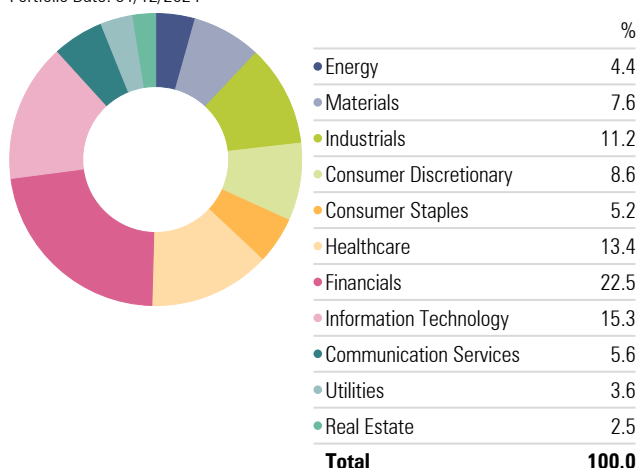
Current Portfolio - Equity Regional Exposure

Portfolio Date: 31/12/2024



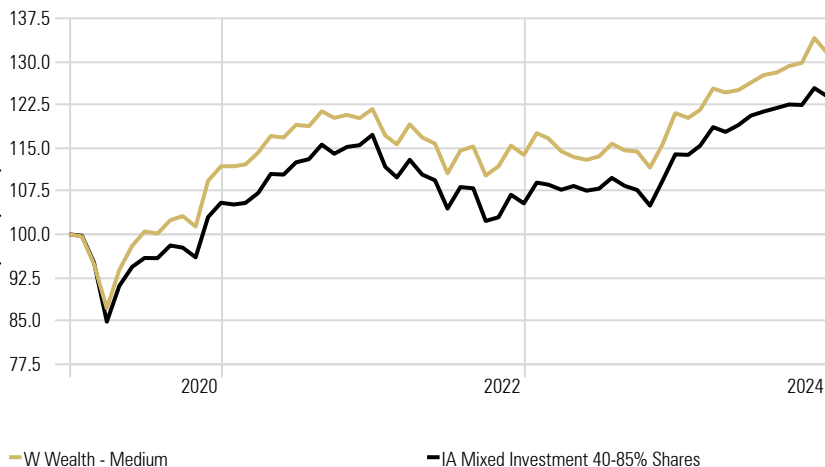
Current Portfolio - Equity Sectors (GICS)

Portfolio Date: 31/12/2024



Investment Growth

Time Period: 01/01/2020 to 31/12/2024



Calendar Year Returns

Data Point: Return Calculation Benchmark: Siiion Benchmarks - Adventurous

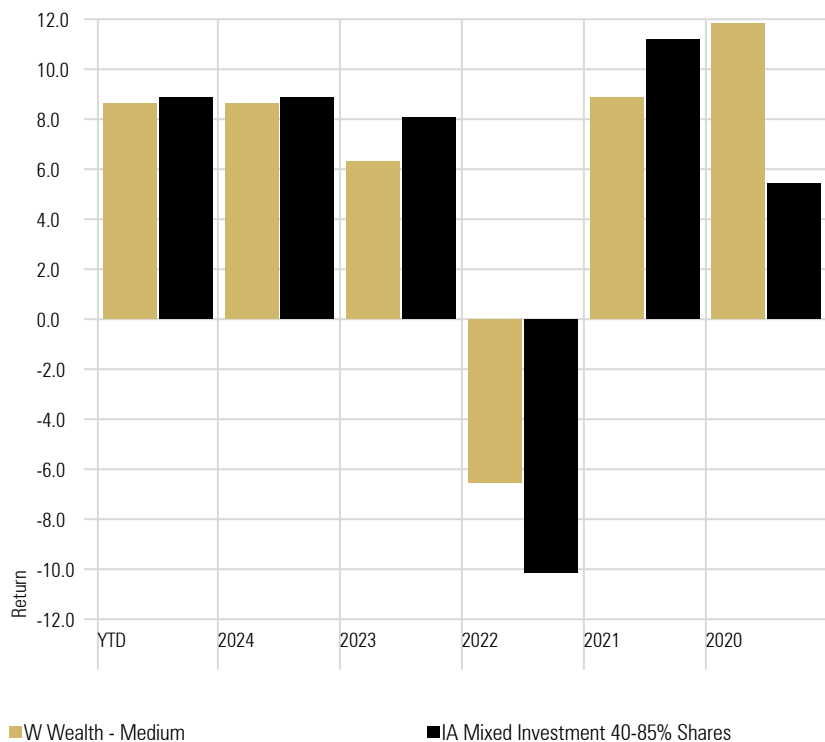
	YTD	2024	2023	2022	2021	2020
W Wealth - Medium	8.65	8.65	6.38	-6.54	8.91	11.85
IA Mixed Investment 40-85% Shares	8.88	8.88	8.10	-10.18	11.22	5.50

Trailing Returns

Data Point: Return Calculation Benchmark: Siiion Benchmarks - Adventurous

	1 Month	3 Months	6 Months	1 Year	3 Years	5 Years
W Wealth - Medium	-1.95	1.76	4.08	8.65	8.01	31.59
IA Mixed Investment 40-85% Shares	-1.14	1.16	2.80	8.88	5.72	24.05

Investment Performance Chart



Current Portfolio Analysis



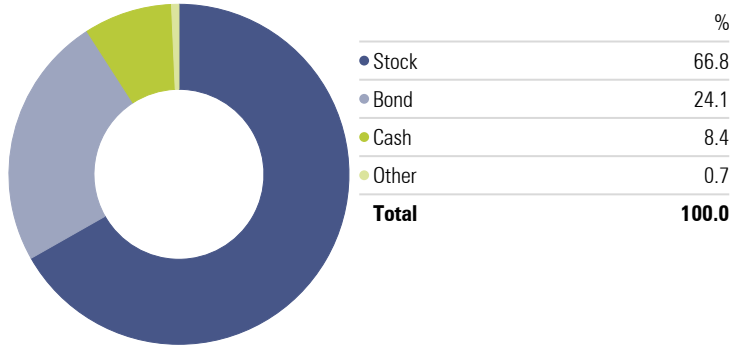
Portfolio Holdings

Portfolio Date: 31/12/2024

Portfolio	Portfolio Weighting %
First Eagle US Small Cap Opp R2-GBPC	7.20
WS Lightman European I Acc	6.80
TM Redwheel UK Eq Inc S Acc	6.20
Janus Henderson Global Fncls I Acc	5.60
HSBC S&P 500 Equal Weight Eq Idx S Acc	4.80
Polar Capital Healthcare Opports I Inc	4.80
Royal London Sterling Credit Z Inc	4.80
First Trust Cloud Computing ETF A USD	4.20
L&G Japan Index C Acc	3.80
L&G Pacific Index C Acc	3.80
FTF Franklin UK Gilt W Acc	3.60
Vanguard Glb Small-Cp Idx F Acc	3.60
Fortem Capital Prgrv Gr A GBP Acc	3.20
Amundi UK Equity All Cap ETF	3.00
CASH	3.00
Stonehage Flmg GlbBest IdeasEq C GBP Inc	3.00
L&G Global Infrastructure Index C Acc	2.80
Vanguard UK S/T Invmt Grd Bd Idx E Acc	2.80
Fidelity Index US P Acc	2.80
Artemis Short-Duration Stgy Bd I GBP Acc	2.40
Janus HndrsPan Eurp S&M Cp H2 EUR	2.40
Muzinich Gbl Mkt DurlnvtGrdRHGBPAccFdr	2.40
TwentyFour Corporate Bond I GBP Acc	2.40
Xtrackers MSCI World Material ETF 1C	2.40
AXA Sterling Crdt Shrt Dura Bd Z Grs Acc	2.00
Vanguard USD Corp Bd ETF GBP H Acc	2.00
Artemis SmartGARP Glb EM Eq I Acc GBP	1.80
Amundi US Treasury 7-10Y ETF GBP HDist	1.20
HSBC Global Emerging Mkt GovBldxS6CHGBP	1.20

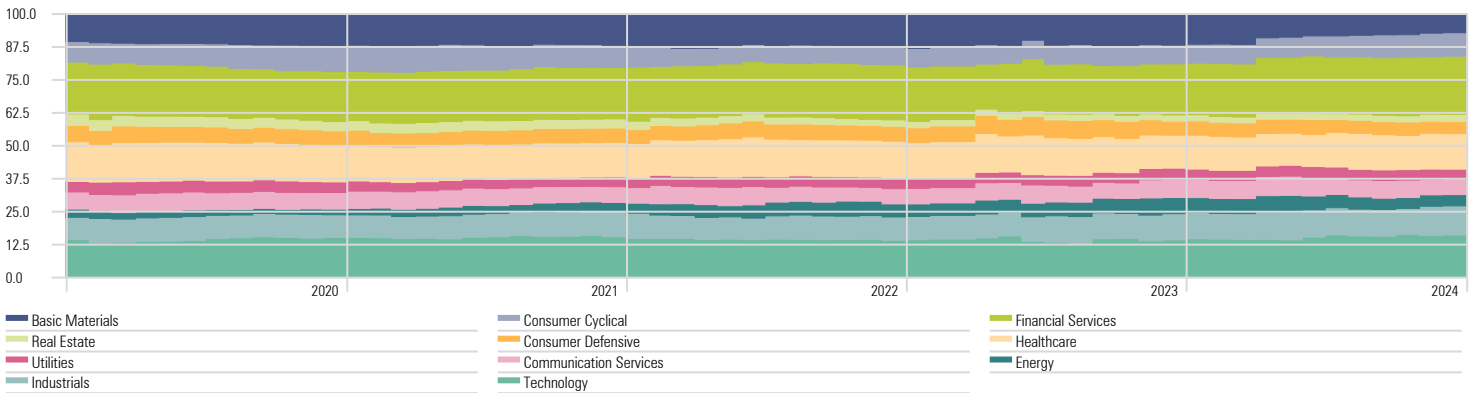
Asset Allocation - W Wealth - Medium

Portfolio Date: 31/12/2024



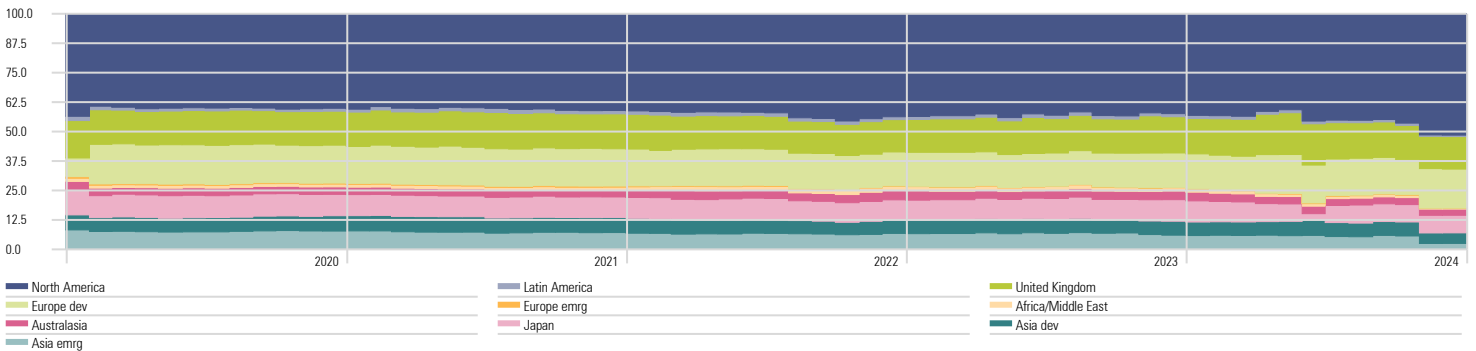
Equity Sectors (Morningstar) - W Wealth - Medium

Time Period: 01/01/2020 to 31/12/2024



Equity Regional Exposure - W Wealth - Medium

Time Period: 01/01/2020 to 31/12/2024



All data provided is sourced from Morningstar unless otherwise specified, and is for informational purposes only. This fact sheet is approved and issued by Sentinel Portfolio Management ("SPM") which is authorised and regulated by the Financial Conduct Authority (926168) where SPM is the Investment Manager of the portfolio. It is intended only for use by Financial Advisers and not for distribution to retail investors, if you are uncertain with regards to your eligibility you should seek independent professional advice on the matter. This document does not constitute professional advice, or an offer, or a solicitation of an offer, to sell securities and no securities are to be offered or sold other than to persons whose ordinary activities involve them in acquiring, holding, managing or disposing of investments (as principal or agent) for the purposes of their businesses, or otherwise in circumstances which have not resulted and will not result in an offer to the public within the meaning of the Financial Services and Markets Act 2000. The Model Portfolio Service is not suitable for all types of investor and investor accounts on the investment platform may only be attached to it by the instruction of a professional Financial Adviser. Past performance is not necessarily a guide to the future performance, investments can go down as well as up. Market and currency movements may cause the value of investments and the income from them to fall as well as rise. Whilst all reasonable care has been taken in preparing this fact sheet, the information contained herein has been obtained from sources that we consider reliable but we do not represent that it is complete or accurate and it should not be relied upon as such. All return figures have been calculated as compounded returns based on combined simulated portfolio performance (01 Sep 2017 to 31 Aug 2022) and live performance (starting 01 Sep 2022). Neither SPM, its officers or employees shall be in any way responsible for its content. All trading strategies are denominated in Sterling unless otherwise stated. It is the responsibility of all users to be informed and to observe all applicable laws and regulations of any relevant jurisdiction, and to satisfy themselves that their use of this information and any subsequent investment in the portfolio is permissible under the applicable laws, rules and regulations of any applicable government, governmental agency, or regulatory organisation where they reside. Ongoing charges figure refers to underlying holdings only. All allocations are calculated to two decimal places.